

# AT A GLANCE SAN DIEGO & SEATTLE

## SEATTLE<sup>1</sup>

**Seattle-Tacoma-Bellevue MSA**  
(3 counties, 51.6% of state population)

4M population

\$457B GRP

\$97.7K median household income<sup>2</sup>

8.6% poverty rate<sup>3</sup>

2.2M jobs

3.2% unemployment rate<sup>4</sup>

97.7% small businesses<sup>5</sup>

## SAN DIEGO<sup>1</sup>

**San Diego-Chula Vista-Carlsbad MSA**  
(1 county, 8.3% of state population)

3.2M population

\$271B GRP

\$88.2K median household income<sup>2</sup>

10.6% poverty rate<sup>3</sup>

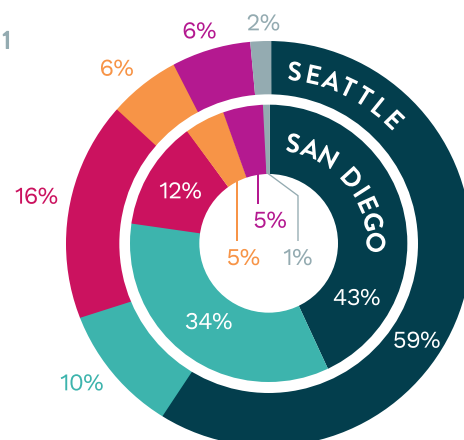

1.7M jobs

3.7% unemployment rate<sup>4</sup>

97.9% small businesses<sup>5</sup>

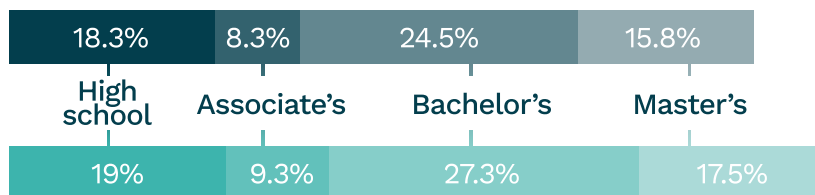
Known as the HQ for **Amazon** and **Microsoft**, **Greater Seattle** fosters a world-class ecosystem of **AI, cloud, cyber, biotech, fintech, and IoT-related companies**. The Greater Seattle tech industry generates an annual economic impact of \$168 billion and 270,000 jobs.<sup>6</sup>

## RACE & ETHNICITY<sup>1</sup> BREAKDOWN



## HIGHEST EDUCATIONAL ATTAINMENT<sup>1</sup>

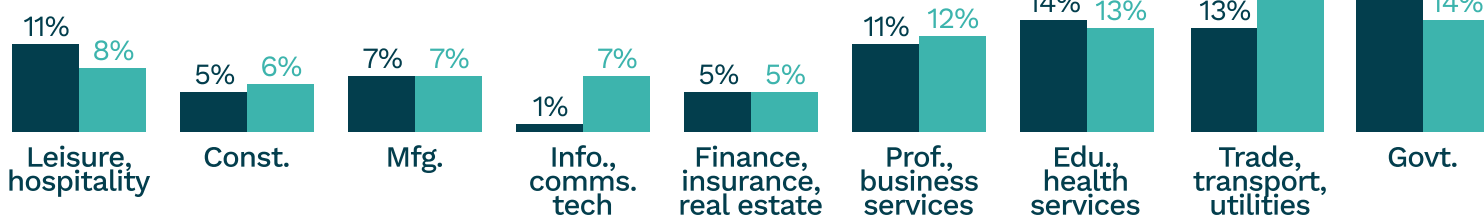
### SAN DIEGO



### SEATTLE

## EMPLOYMENT BREAKDOWN<sup>1</sup>

San Diego Seattle



## AFFORDABILITY & INCLUSION

### Median home price<sup>7</sup>



### Median monthly rent<sup>\* 8</sup>



\*Cities of San Diego, Seattle

### Median annual childcare cost<sup>9</sup>



1 Lightcast, 2022  
2 Lightcast, 2021  
3 American Community Survey, 2021

4 Lightcast, 2023  
5 U.S. Census Bureau, 2021  
6 Greater Seattle Partners, 2023

7 National Association of Realtors, 2023  
8 Zillow, 2023  
9 U.S. Department of Labor, 2022